



# **BALDOR® • *RELIANCE***

## **Product Information Packet**

### **EHF3116T**

**1HP,1740RPM,3PH,60HZ,143T,3520M,OPSB,F2**



**Product Detail**

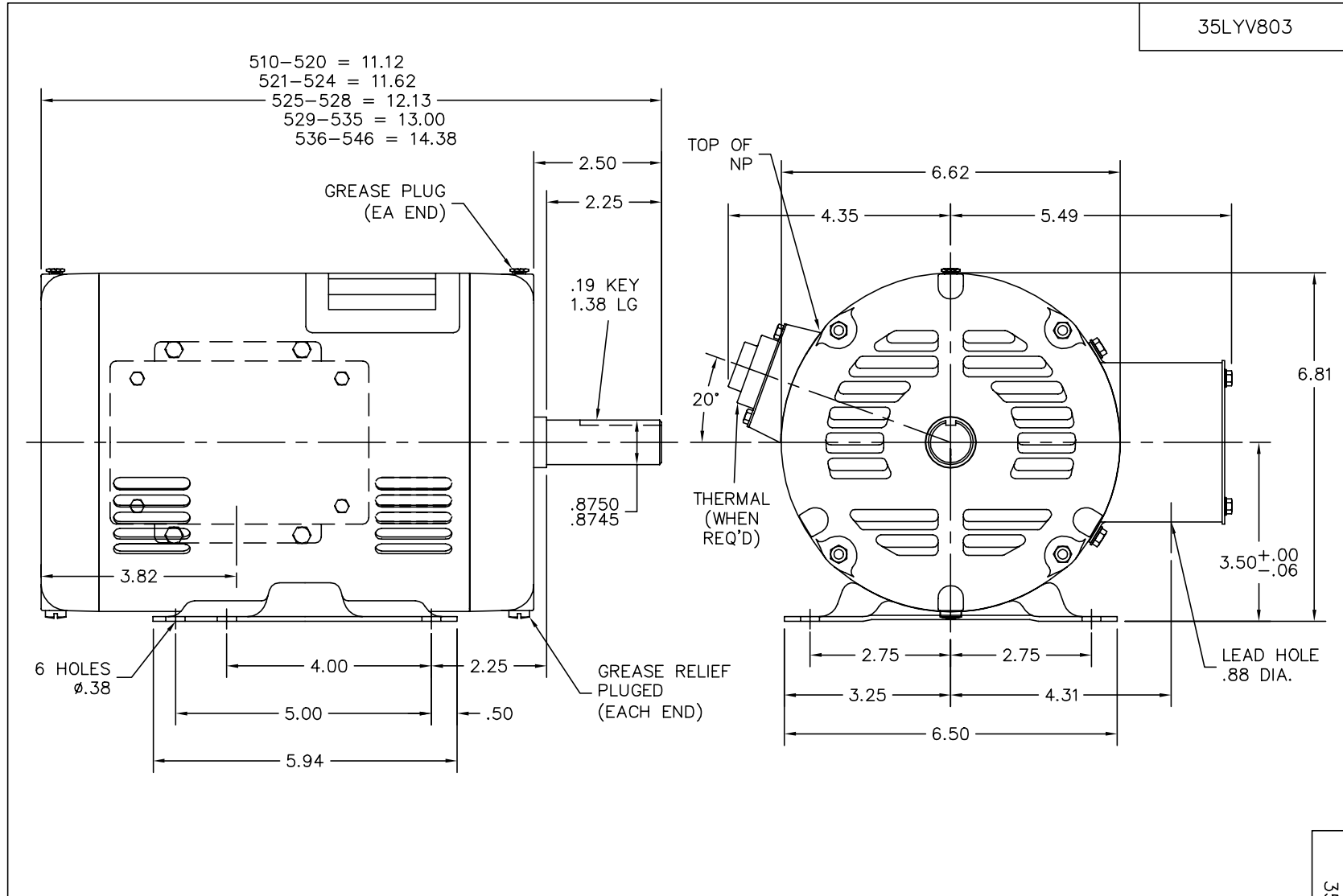
<b>Revision:</b>	-	<b>Status:</b>	PRD/A	<b>Change #:</b>		<b>Proprietary:</b>	No
<b>Type:</b>	AC	<b>Prod Type:</b>	3520M	<b>Elec. Spec:</b>	35WGQ030	<b>CD Diagram:</b>	CD0005
<b>Enclosure</b>	OPSB	<b>Mfg Plant:</b>		<b>Mech Spec:</b>	35V803	<b>Layout:</b>	35LYV803
<b>Frame:</b>	143T	<b>Mounting:</b>	F2	<b>Poles:</b>	04	<b>Created Date:</b>	06-20-2006
<b>Base:</b>	RG	<b>Rotation:</b>	R	<b>Insulation:</b>	B	<b>Eff. Date:</b>	07-11-2006
<b>Leads:</b>	9#18	<b>Literature:</b>		<b>Elec. Diagram:</b>		<b>Replaced By:</b>	

**Nameplate NP1891A01**

<b>CAT.NO.</b>	EHFM3116T						
<b>SPEC.</b>	35V803Q030G1						
<b>HP</b>	1						
<b>VOLTS</b>	208-230/460						
<b>AMPS</b>	3-2.8/1.4						
<b>RPM</b>	1740						
<b>FRAME</b>	143T	<b>HZ</b>	60	<b>PH</b>	3		
<b>SER.F.</b>	1.15	<b>CODE</b>	K	<b>DES</b>	B	CL	B
<b>NEMA-NOM-EFF</b>	85.5	<b>PF</b>	78				
<b>RATING</b>	40C AMB-CONT						
<b>CC</b>	010A	<b>USABLE AT 208V</b>	3				
<b>DE</b>	6205	<b>ODE</b>	6203				
<b>AUTO</b>	N	<b>MANUAL</b>	N	<b>NONE</b>	Y		
<b>ENCL</b>	OPSB	<b>SN</b>					
<b>BLANK</b>							

Parts List			
Product ID	Description	Quantity	List Price
SA144852	SA 35V803Q030G1	1.000	289.00
RA134026	RA 35V803Q030G1	1.000	241.00
NS2512A01	INSULATOR, CONDUIT BOX X X	1.000	2.00
35CB4004A13	CONDUIT BOX FOR LIC 35CB4509, .88 DIA	1.000	30.00
51XT1032A04	10-32X1/4 HX WA SL SR TYT (F/S)	4.000	2.00
11XW1032G06	10-32 X .38, TAPTITE II, HEX WSHR SLTD U	1.000	3.00
HW3001A01	D3019 BRASS WASHER(STIMP)	1.000	2.00
35EP3201A48	SPL FR ENDPLATE-OPEN W/SCREENS, GREASER	1.000	65.00
HW4500A19	1/4-28X1/4 SLOTTED PLUG F/S	1.000	2.00
HW4500A20	1/8NPT SL PIPE PLUG	1.000	2.00
HW5100A03SP	WAVY WASHER (W1543-017)	1.000	2.00
35EP3200A06	PU ENDPLATE, MACH	1.000	47.00
HW4500A19	1/4-28X1/4 SLOTTED PLUG F/S	1.000	2.00
HW4500A20	1/8NPT SL PIPE PLUG	1.000	2.00
XY1032A02	10-32 HEX NUT DIRECTIONAL SERRATION	4.000	2.00
35CB4509	BOX LID MODEL 35 FOR 35CB4004-GALV & PHO	1.000	2.00
51XB1016A05	10-16X5/16HX WA SL SR TYB (F/S)	4.000	2.00
HW2501D13SP	KEY, 3/16 SQ X 1.375	1.000	2.00
HA7000A01	KEY RETAINER 7/8" DIA SHAFT	1.000	2.00
MJ1000A02	GREASE, POLYREX EM EXXON	0.050	10.00
MG1000G55	682.62 LACQUER LIGHT GRAY LHAPS	0.017	61.00
HA3100A15	THRUBOLT 10-32 X 8.375	4.000	2.00
35AD2005A01	BAFFLE PLATE,MOD 35-SLTD BAND MTRS TDR	2.000	29.00
LB1125C01	STD (STOCK) CARTON LABEL BALDOR WITH FLA	1.000	2.00

<b>Parts List (continued)</b>			
<b>Product ID</b>	<b>Description</b>	<b>Quantity</b>	<b>List Price</b>
NP1891A01	PREM EFF HVAC MTR, W/CD0005 CONNS	1.000	
35PA1067	PACK GROUP COMBINED PRINT WITH OSB BASE	1.000	13.00



35LYV803

CUSTOMER IS RESPONSIBLE FOR DETERMINING THAT MOTOR PERFORMANCE IS SUITABLE IN THE APPLICATION.

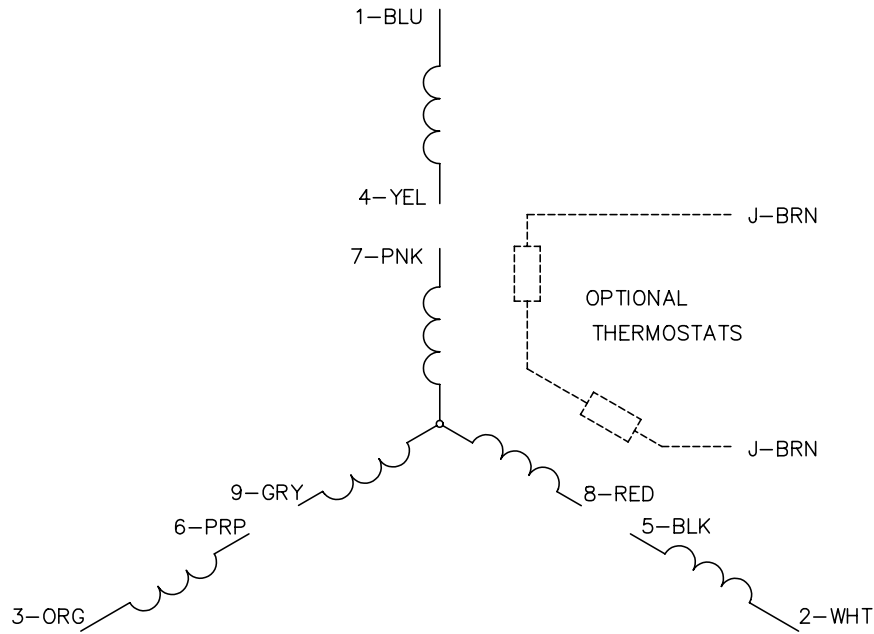
REV. DESC: NEW		
REV. LTR: -	VERSION: 00	TDR: 000000399786
Σ08ΛΛ79Σ	FILE: \AAA\00137\719	REVISED: 10:59:48 06/22/2006
	MTL: -	BY: ENMARMO

**BALDOR ELECTRIC Co.**

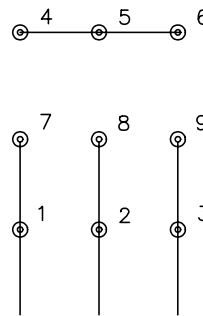
HORZ 143-5T OPSB 35M F2 (HVAC) GREASE PLUGS

35LYV803

CD0005

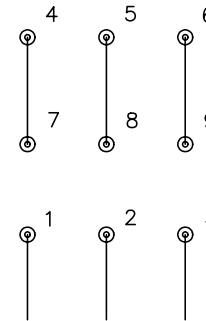


LOW VOLTAGE  
(2Y)



LINE

HIGH VOLTAGE  
(1Y)



LINE

NOTES:

1. INTERCHANGE ANY TWO LINE LEADS TO REVERSE ROTATION.
2. OPTIONAL THERMOSTATS ARE PROVIDED WHEN SPECIFIED.
3. ACTUAL NUMBER OF INTERNAL PARALLEL CIRCUITS MAY BE A MULTIPLE OF THOSE SHOWN ABOVE.
4. LEAD COLORS ARE OPTIONAL. LEADS MUST ALWAYS BE NUMBERED AS SHOWN.

REV. DESC: REVISE TO SHOW OPTIONAL COLORS			
REV. LTR: E	BY: JLP	REVISED: 01/19/99 10:15	TDR: 0171435
900000		FILE: AAA00005140	MDL: -
		MTL: -	

**BALDOR ELECTRIC Co.**

3PH, DV, 9 LEADS

CD0005