



BALDOR® • *RELIANCE*

Product Information Packet

M3116

1HP,1725RPM,3PH,60HZ,56,3424M,OPEN,F1

Product Detail									
Revision:	K	Status:	PRD/A	Change #:		Proprietary:	No		
Type:	AC	Prod Type:	3424M	Elec. Spec:	34WGW990	CD Diagram:	CD0005		
Enclosure	OPEN	Mfg Plant:		Mech Spec:	34B061	Layout:	34LYB061		
Frame:	56	Mounting:	F1	Poles:	04	Created Date:			
Base:	RG	Rotation:	R	Insulation:	B	Eff. Date:	01-30-2004		
Leads:	9#18	Literature:		Elec. Diagram:		Replaced By:			
Nameplate NP1256L									
CAT.NO.	M3116								
SPEC.	34B61W990G1								
HP	1								
VOLTS	208-230/460								
AMP	3.7-3.4/1.7								
RPM	1725								
FRAME	56	HZ			60	PH	3		
SER.F.	1.15	CODE			K	DES	B	CLASS	B
NEMA-NOM-EFF	78.5	PF			70				
RATING	40C AMB-CONT								
CC				USABLE AT 208V	3.7				
DE	6203	ODE			6203				
ENCL	OPEN	SN							

Parts List			
Product ID	Description	Quantity	List Price
SA008627	SA 34B61W990G1	1.000	200.00
RA005074	RA 34B61W990G1	1.000	167.00
NS2512A01	INSULATOR, CONDUIT BOX X X	1.000	2.00
34CB3002A	CB CAST W/.88 DIA HOLE	1.000	13.00
51XB1016A07	10-16 X 7/16 HXWSSLD SERTYB	2.000	2.00
11XW1032G06	10-32 X .38, TAPTITE II, HEX WSHR SLTD U	1.000	3.00
34EP3200A01SP	FR ENDPLATE, MACH	1.000	37.00
HW5100A03SP	WAVY WASHER (W1543-017)	1.000	2.00
34EP3200A02SP	FR/PU ENDPLATE, MACH	1.000	37.00
XY1032A02	10-32 HEX NUT DIRECTIONAL SERRATION	4.000	2.00
34CB4517	CB LID 4 MTG HOLES .22 DIA STAMPED, FOR	1.000	5.00
51XW0832A07	8-32 X .44, TAPTITE II, HEX WSHR SLTD SE	4.000	2.00
HW2501D13SP	KEY, 3/16 SQ X 1.375	1.000	2.00
HA7000A04	KEY RETAINER 0.625 DIA SHAFTS	1.000	2.00
MG1000G27	PAINT- S9282E CHARCOAL GREY	0.014	4,000.00
10XF0440S02	04-40 X 1/8 TYPE F HEX HD STAINLESS STIC	2.000	2.00
HA3100A45	THRUBOLT 10-32 X 8.875	4.000	5.00
LB5040	INSTRUCTION TAG, AC & DC	1.000	2.00
LB1125C01	STD (STOCK) CARTON LABEL BALDOR WITH FLA	1.000	2.00
LC0005E01	CONN.DIA./WARNING LABEL (LC0005/LB1119)	1.000	2.00
NP1256L	NP STD LASER ENGRAVED, UL CSA CC, W/O TH	1.000	3.00
34PA1002	PACKING GROUP, BALDOR	1.000	13.00

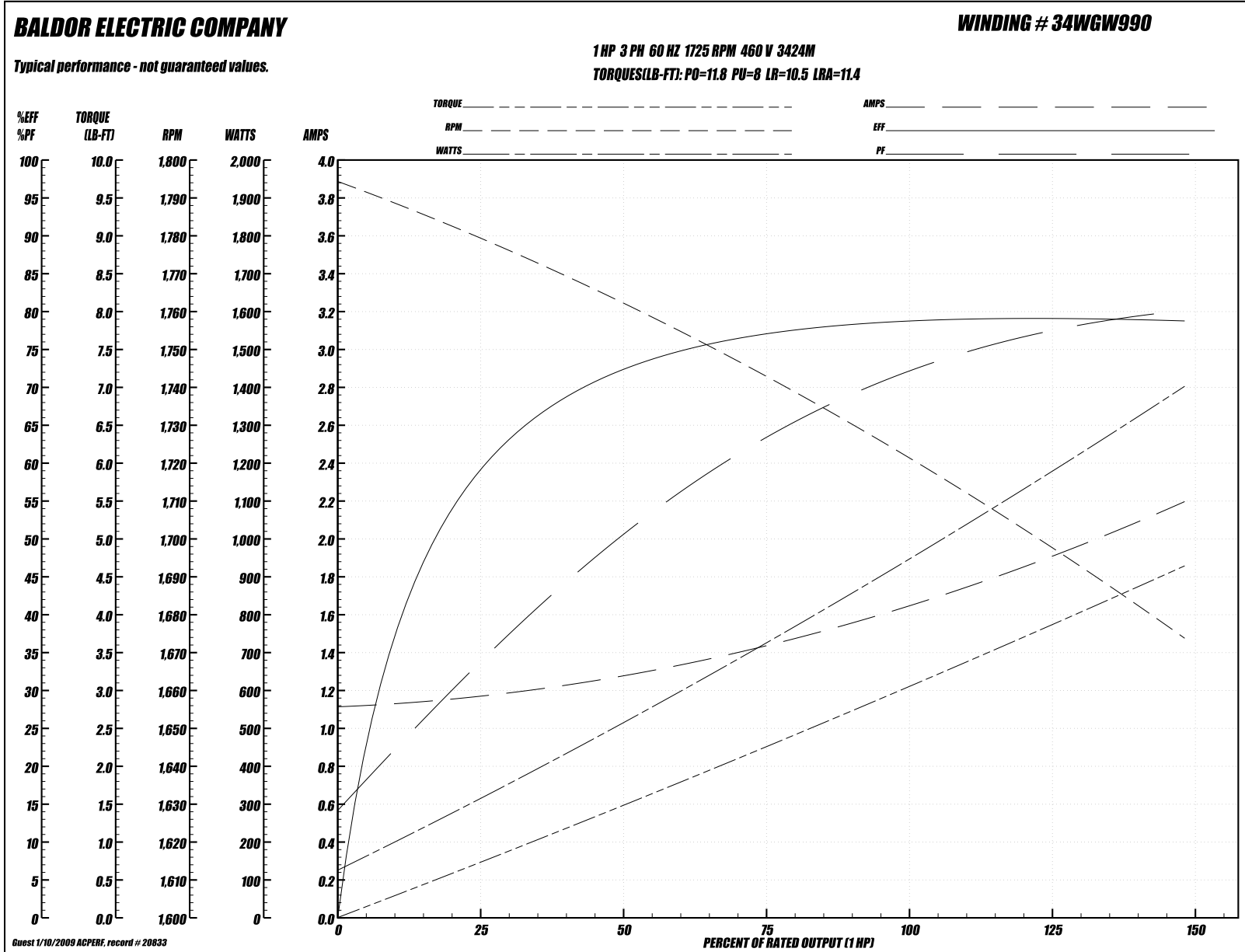
Performance Data at 460V, 60Hz, 1.0HP (Typical performance - Not guaranteed values)
General Characteristics

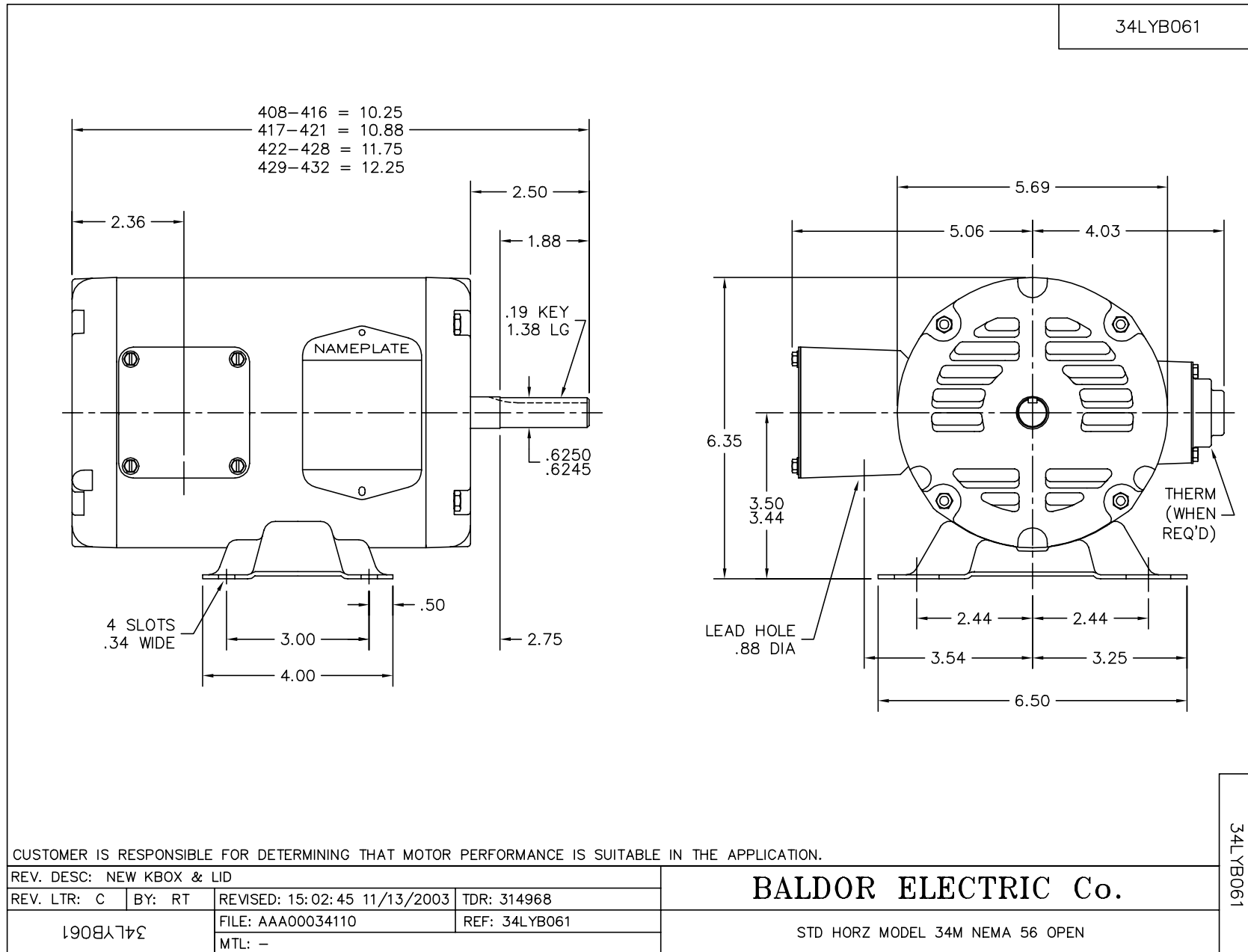
Full Load Torque:	3.1 LB-FT	Start Configuration:	DOL
No-Load Current:	1.1 Amps	Break-Down Torque:	11.8 LB-FT
Line-line Res. @ 25°C.:	13.4 Ohms A Ph / 0.0 Ohms B Ph	Pull-Up Torque:	8.0 LB-FT
Temp. Rise @ Rated Load:	55°C	Locked-Rotor Torque:	10.5 LB-FT
Temp. Rise @ S.F. Load:	71°C	Starting Current:	11.4 Amps

Load Characteristics

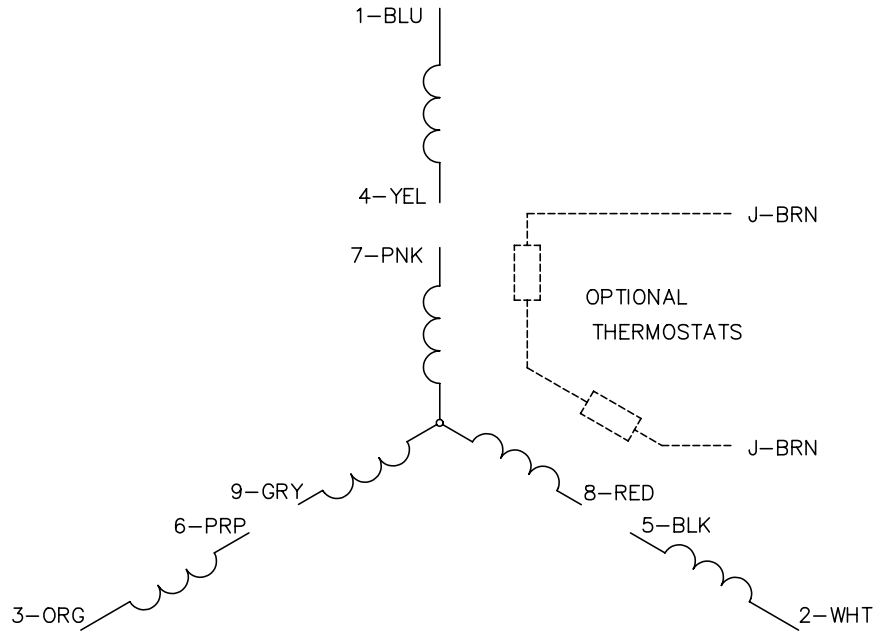
% of Rated Load:	25	50	75	100	125	150	S.F.
Power Factor:	34.0	51.0	63.0	72.0	77.0	81.0	0.0
Efficiency:	59.6	72.6	77.3	79.1	79.3	78.6	0.0
Speed:	1778.0	1760.0	1741.0	1721.0	1698.0	1673.0	0.0
Line Amperes:	1.2	1.3	1.4	1.7	1.9	2.2	1.8

Performance Graph at 460V, 60Hz, 1.0HP (Typical performance - Not guaranteed values)

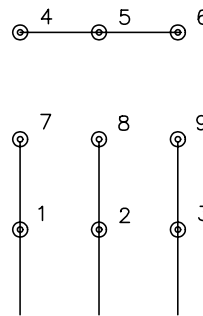




CD0005

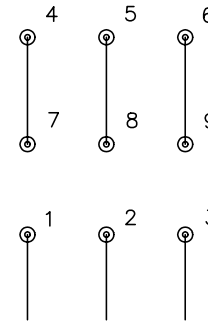


LOW VOLTAGE
(2Y)



LINE

HIGH VOLTAGE
(1Y)



LINE

NOTES:

1. INTERCHANGE ANY TWO LINE LEADS TO REVERSE ROTATION.
2. OPTIONAL THERMOSTATS ARE PROVIDED WHEN SPECIFIED.
3. ACTUAL NUMBER OF INTERNAL PARALLEL CIRCUITS MAY BE A MULTIPLE OF THOSE SHOWN ABOVE.
4. LEAD COLORS ARE OPTIONAL. LEADS MUST ALWAYS BE NUMBERED AS SHOWN.

REV. DESC: REVISE TO SHOW OPTIONAL COLORS			
REV. LTR: E	BY: JLP	REVISED: 01/19/99 10:15	TDR: 0171435
900000		FILE: AAA00005140	MDL: -
		MTL: -	

BALDOR ELECTRIC Co.

3PH, DV, 9 LEADS

CD0005